



SCHUKO PROFESSIONAL

SCHUKOplus PLUGS

2-pole + \ominus , 16 A 250 V, DIN/VDE 0620
 splash-proof IP54 ·  · 
 with Screw terminals



ELAMID 2 K SOCKET PLUG

flush mounting

COLOUR	ITEM NO.	WEIGHT g/EACH	PU
blue	1561050	53	100
black	1561000	53	100
red	1561040	53	100
yellow	1561030	53	100
grey	1561060	53	100




ELAMID 2 K SOCKET PLUG

flush mounting
with shutter

COLOUR	ITEM NO.	WEIGHT g/EACH	PU
blue	1562050	55	100


SCHUKO PROFESSIONAL

2-pole + \ominus , 16 A 250 V, acc. to DIN/VDE 0620 and
 IEC 60884 · Pressurised water-impermeable IP68 · 



THERMOPLASTIC WALL-MOUNTED SOCKET OUTLET

with 2 x M20 screw connection

COLOUR	ITEM NO.	WEIGHT g/EACH	PU
blue 	1977751	180	5



THERMOPLASTIC PANEL-MOUNTED SOCKET

COLOUR	ITEM NO.	WEIGHT g/EACH	PU
blue	1987951	90	5