

WALL-MOUNTED DISTRIBUTOR BOXES (PLASTIC)

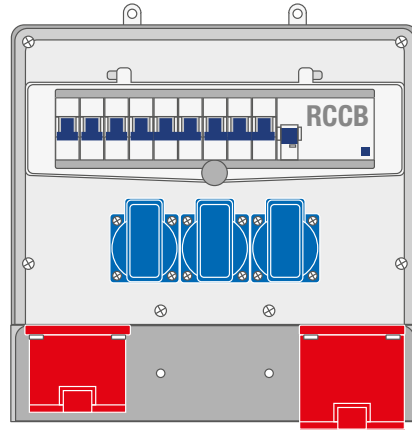
splash-proof IP44, pre-wired ready to connect

Housing size

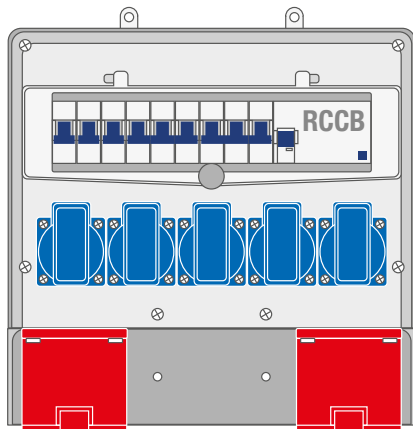
W x H x D 292 x 294 x 109 mm (without additions)

Cable inlet: 2 x M40 (top) · With apron

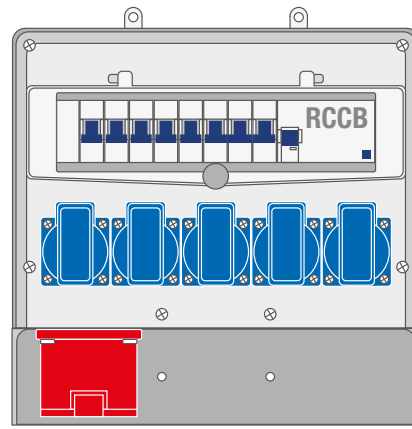
Exterior mount using mounting rail for 13 modules



①



②



③

①

②

③

CEE Sockets	1 x 5/16 A 1 x 5/32 A	2 x 5/32 A	1 x 5/16 A
SCHUKO Sockets	3	5	5
RCCB	1 x 4/40/0,03 A	1 x 4/40/0,03 A	1 x 4/40/0,03 A
Miniature Circuit Breaker	1 x 32 A, 3-pole C 1 x 16 A, 3-pole C 3 x 16 A, 1-pole C	2 x 32 A, 3-pole C 3 x 16 A, 1-pole C	5 x 16 A, 1-pole C 1 x 16 A, 3-pole C
Item No.	Z 45.06	Z 45.08	Z 45.17
	STOCK ITEM		