


WALL-MOUNTED SOCKET OUTLETS

according to IEC 60309, EN 60309, VDE 0623

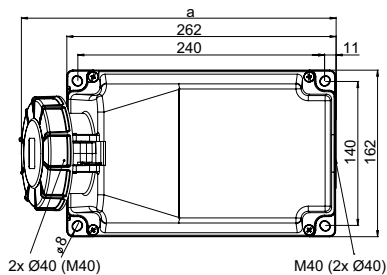


WALL-MOUNTED SOCKET OUTLET

watertight IP67
Basic housing W x H x D =
162 x 195 x 262 mm
1 x M40 above, 2 x Ø40 below

- HighPower version
- with pilot contact
- screw terminals
- cable entry above, below or behind
- housing can be rotated 180°
- with nickel-plated contacts
- blank cable gland

splash-proof IP44 upon request




POLES	3	4	5
AMPERE	63		

a	306	306	306
b	195	195	195
Weight [g/each]	1360	1409	1463

b = Height, Angle = 15°

VOLTAGE	400 V~
FREQUENCY	50/60 Hz
DESIGNATION	3p = 9h 4p/5p = 6h

AMPERE	POLES	ITEM NO.	PACKING UNIT
63	3		2
63	4	D43S37	2
63	5	D53S37	2

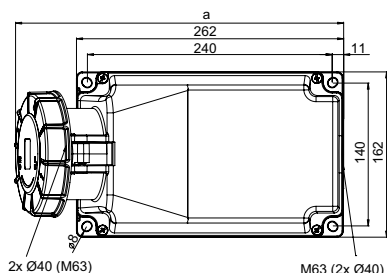


WALL-MOUNTED SOCKET OUTLET

watertight IP67
* Basic housing W x H x D =
162 x 205 x 262 mm
1 x Ø50 above, 2 x Ø40 below

**Basic housing W x H x D =
162 x 205 x 262 mm
1 x M63 above, 2 x Ø40 below

- HighPower version
- with pilot contact
- screw terminals
- cable entry above, below or behind
- housing can be rotated 180°
- nickel-plated contacts
- blank cable gland



POLES	3	4	5
AMPERE	125		

a	322	322	322
b	205	205	205
Weight [g/each]	1745	1752	1852

b = Height, Angle = 15°

VOLTAGE	230 V~	400 V~	440 V~	500 V~
FREQUENCY	50/60 Hz	50/60 Hz	50/60 Hz	50/60 Hz
DESIGNATION	3p = 6h 4p/5p = 9h	3p = 9h 4p/5p = 6h	11h	7h

AMPERE	POLES	ITEM NO.	ITEM NO.	ITEM NO.	ITEM NO.	PACKING UNIT
125 *	3	D34S27			D34S57	1
125 **	4	D44S27	D44S37	D44S47	D44S57	1
125 **	5	D54S27	D54S37		D54S57	1